

SINGER

175-32

Form 18908, Revised
(237)
Printed in U. S. A.

LIST OF PARTS



MACHINE No. 175-32

THE SINGER MANUFACTURING COMPANY

From the library of: Diamond Needle Corp

INSTRUCTIONS FOR OILING

THE MACHINE SHOULD BE OILED ONCE DAILY

Remove the two knurled thumb nut and remove the large arm side cover from the front side of the machine.

Apply oil at all oil holes and at all points where parts are in movable contact at the top as well as inside the arm.

Replace the large arm side cover and tighten the two thumb nuts.

Lay the machine on its rear side and apply oil to all oiling points in the machine bed.

Turn down the hinged cover beneath the looper and apply oil to the cam on the looper shaft, then close the hinged cover.

Use only Singer "Manufacturing Sewing Machine Oil (Cloth and Leather)" for general use, or "Manufacturing Sewing Machine Oil (Stainless for White Goods)" where a stainless oil is desired.

INDEX

	Page
Accessories.....	17
Belt and Pulley Guard (Hinged).....	18
Machine Base.....	17
Machine No. 175-32.....	5
Starting Lever and Foot Lifter Parts.....	18
Table Belt Guide.....	19
Thread Unwinder (for one spool).....	19

From the library of: Diamond Needle Corp

Copyright, U. S. A., 1935 and 1937,
by The Singer Manufacturing Co.
All Rights Reserved for all Countries

INSTRUCTIONS FOR ORDERING

In ordering from this list, use ONLY the part NUMBER in the FIRST column.

The number stamped on a Sewing Machine Part is in every case the number of the single part only.

Every combination of parts sent out as such has its specific number, which, although not stamped on the parts, must be used when ordering the combination.

Each number always indicates the SAME PART in whatever list it appears, or for whatever machine.

The letters after some of the numbers indicate the style of finish only, as follows:

- A-Hardened, Polished, Nickel Plated and Buffed
- B-Polished, Nickel Plated and Buffed
- C-Hardened Only
- D-Polished Only
- E-Soft, Not Polished
- F-Hardened and Polished
- F.J-Hardened, Polished and Nickel Plated
- G-Bright Rumbled and Nickel Plated
- H-Blued
- J-Nickel Plated Only
- K-Hardened and Nickel Plated
- L-Brass Plated
- M-Oxidized
- N-Japanned, Dull
- P-Japanned, Bright
- R-Merlized
- S-Cadmium Plating
- T-Copper Plated
- T.A-Hardened, Polished, Copper and Nickel Plated and Buffed
- T.B-Copper and Nickel Plated and Polished
- T.J-Copper and Nickel Plated Only
- T.K-Hardened, Copper and Nickel Plated
- T.M-Copper Plated and Oxidized
- T.L-Copper and Brass Plated
- U-Zinc Plated
- V-Silver Plated
- W-Polished and Nickel Plated
- Y-Black Nickel Plated Only
- Z-Chromium Plated
- Z.B-Polished, Nickel Plated, Buffed and Chromium Plated
- Z.J-Nickel and Chromium Plated


These letters MUST BE USED when they appear in the list; and AFTER the number as in the list.

- In this series:
- 1 to 1500, 50001 to 51500 and 140001 to 142000 are Screw Numbers
 - 1501 to 1800 and 51501 to 51800 are Nut Numbers
 - 1801 to 2000 and 51901 to 52000 are Roller Numbers
 - 2001 to 50000 and 52001 to 140000 and 142001 to 190000 are Sewing Machine Parts, 190001 and upward are numbers of Electrical Parts.

The figures in the second column refer only to the plates, illustrating the parts, and are NOT TO BE USED in ordering.

Parts marked with an asterisk (*) are furnished only when repairs are made at factory.

LIST OF PARTS COMPLETE FOR



MACHINE No. 175-32

For Sewing Buttons on Shirts, Dresses, Underwear, Etc. For four hole flat buttons. Makes cross stitches with two straight parallel cross-over stitches, one from each pair of holes, laying the tie stitch at the base of the pile of stitches, where it is protected. Makes sixteen stitches, including the two parallel cross-over and knotting stitches. Needle bar and clamp vibration. Needle bar stroke 1 5/8 inches. Button clamp for buttons from 10 to 36 ligne, equipped with special center finger. Fitted with thread breaker or clamp, automatic and constant tensions, thread positioning finger and automatic nipper and cutter blade which holds the starting end of the thread, and later in the sewing operation cuts this end off; also has a second constant tension between the take-up and needle. The thread is broken at the completion of the operation by raising the button clamp. Speed 1000 R. P. M.

No.	Plate	Name
*175230	-----	Arm with 15404 and two 15405.....
175002	21901	" Dowel Pin.....
*175003	-----	" Rock Shaft.....
175004	21902	" " " 175003 with 175006 and 175007.....

For the price of Diamond Needle Case

No.	Plate	Name
175005	21901	Arm Rock Shaft Crank (back) with 1177E, 1521J and 140018E.....
1177E	21901	Arm Rock Shaft Crank (back) Clamping Screw.....
140018E	21901	Arm Rock Shaft Crank (back) Position Screw.....
1521J	21901	Arm Rock Shaft Crank (back) Position Screw Lock Nut.....
*175008	-----	Arm Rock Shaft Crank (front).....
175007	21901	" " " " " Pin.....
140017E	21901	" Screw (long).....
870E	21901	" (short).....
175008	21901	" Side Cover (left).....
230J	21901	" " " " Screw.....
175231	-----	" " " (right).....
175010	21902	" " " " Screw Stud.....
51849E	21901	" " " " Lock Nut
51850B	21901	" " " " Thumb Nut.....
*175232	-----	Bed.....
175013	21902	" End Cover (bottom).....
175751	-----	" " " " 175013 with 175018.
175014	21901	" " " " Hinge Pin (left)...
175015	21901	" " " " " (right)...
175016	21901	" " " " Spring.....
175017	21905	" " " " Hook.....
175233	21902	" Top Cover.....
140019F	21905	" " " Screw.....
*175422	-----	Button Clamp (left).....
175418	-----	" " " 175422 with 175023 and 175622.....
175419	21902	Button Clamp (left) 175418 with 228J, 140021C and 175420.....
*175023	-----	Button Clamp (left) Button Stop.....
140020C	21905	" " " Hinge Screw.....
1498C	21905	" " " " Lock Screw
140021C	21905	" " " Screw Stud.....
175420	21905	" " " Spring.....
228J	21905	" " " " Screw.....
175822	21905	" " " " Steady Pin...
*175423	-----	" " (right).....
175518	-----	" " " 175423 with 175029 and 175822.....
175517	21902	Button Clamp (right) 175518 with 228J, 140021C and 175518.....
*175029	-----	Button Clamp (right) Button Stop.....
140020C	21905	" " " Hinge Screw.....
1498C	21905	" " " " Lock Screw
140021C	21905	" " " Screw Stud.....
175518	21905	" " " Spring.....
228J	21905	" " " " Screw.....
175822	21905	" " " " Steady Pin..
175031	21902	" " Adjusting Lever.....

No.	Plate	Name
680W	21905	Button Clamp Adjusting Lever Thumb Screw
175032	21905	" " " " " " Washer.....
175228	21902	Button Clamp Arm.....
175034	21902	" " " Hinge Pin.....
175035	21902	" " " " " Bracket.....
180J	21905	" " " " " " Screw.
175038	21902	" " " " " " Shim (.003 in. thick).....
175037	-----	Button Clamp Arm Hinge Pin Bracket Shim (.005 in. thick).....
175038	-----	Button Clamp Arm Hinge Pin Bracket Shim (.007 in. thick).....
175039	-----	Button Clamp Arm Hinge Pin Bracket Shim (.015 in. thick).....
175040	21904	Button Clamp Closing Spring.....
175041	21902	" " Lifting Arm with 190J, 190K and 1259C.....
1259C	21905	Button Clamp Lifting Arm Set Screw.....
175042	21904	" " " Chain, 4 1/4 in. long.
190K	21905	" " " " Screw (lower).
190K	21905	" " " " " (upper).
190J	21905	" " " " " Lock Screw.....
175043	21904	Button Clamp Lifting and Thread Pull-off Holder Shaft.....
175047	21904	Button Clamp Lifting Rod.....
175048	21902	" " " " Arm with 160E and 50269C.....
160E	21905	Button Clamp Lifting Rod Arm Clamping Screw.....
50269C	21905	Button Clamp Lifting Rod Arm Position Screw.....
175049	21905	Button Clamp Lifting Rod Arm Stop Plate.
160J	21905	" " " " " " " " Screw.....
175032	21905	Button Clamp Lifting Rod Arm Stop Plate Screw Washer.....
42830	21905	Button Clamp Lifting Rod Cotter Pin.....
175050	21904	" " " " Spring.....
175051	21902	" " " " " Stop Collar with 160C.....
160C	21905	Button Clamp Lifting Rod Spring Stop Collar Set Screw.....
175052	21904	Button Clamp Presser Bar.....
175053	21908	" " " " Collar with 458C.....
458C	21905	Button Clamp Presser Bar Collar Set Screw.....
175054	21903	Button Clamp Presser Bar Screw Bearing..
175055	21904	" " " " Spring.....

No.	Plate	Name
140023W	21903	Button Clamp Pressure Regulating Thumb Screw.....
1722J	21903	Button Clamp Pressure Regulating Thumb Screw Lock Nut.....
175056	21904	Button Clamp Spreader and Button Stop...
175755	-----	" " " " " "
		175056 with 175573 and two 1472J....
175057	21904	Button Clamp Spreader and Button Stop Base with two 1498C.....
140024C	21905	Button Clamp Spreader and Button Stop Base Screw.....
175032	21905	Button Clamp Spreader and Button Stop Base Screw Washer.....
140025W	21905	Button Clamp Spreader and Button Stop Screw.....
197E	21903	Button Clamp Spreader and Button Stop Screw Lock Screw.....
175573	21903	Button Clamp Spreader Handle.....
1472J	21903	" " " " Screw.....
175397	-----	Button Clamp complete, Nos. 197J, 140025W 175040, 175057, 175419, 175517, 175755 and two 140020C.....
175612	-----	Button Clamp 175397 with 680W, 175031, 175226, two 140024C and three 175032.
175234	21907	Face Plate.....
175235	-----	" " 175234 with 160J, 228J, 175066, 175236, 175240, 175512, 175513 and two 208E.....
120J	21903	Face Plate Screw.....
175236	21905	" " Thread Knife.....
228J	21905	" " " " Screw.....
175237	21909	" " " Nipper Body.....
208E	21909	" " " " Screw.....
175238	21909	" " " " Plate.....
140049C	21909	" " " " Screw.....
175239	21909	" " " " Spring.....
175240	-----	Face Plate Thread Nipper complete, Nos. 140049C and 175237 to 175239.....
175066	21903	Face Plate Thread Guide.....
175241	21906	Feed Cam.....
175294	21906	" " Driving Worm.....
175069	21903	" " " " Pin.....
175243	21906	" " " " Wheel with 175229 and two 140026C.....
140026C	21903	Feed Cam Driving Worm Wheel Set Screw...
175071	21904	" " " " " Shaft.....
175601	-----	" " " " " " 175071 with 175119 and 175265.....
127J	21903	Feed Cam Screw.....
175032	21905	" " " Washer.....
175244	21907	" Plate.....
175245	21907	" " Carrier.....

No.	Plate	Name
175074	21907	Feed Plate Carrier Driving Arm with 458C and 51923.....
175069	21903	Feed Plate Carrier Driving Arm Pin.....
51923	21903	" " " " " Roller and Screw Stud.....
458C	21905	Feed Plate Carrier Driving Arm Set Screw
175246	21907	" " " Guide Block (left)...
140050W	21905	" " " " " " Screw
175247	21907	" " " " " " (right) with two 66018.....
140050W	21905	Feed Plate Carrier Guide Block (right) Screw.....
66018	21905	Feed Plate Carrier Guide Block (right) Steady Pin.....
51667C	21909	Feed Plate Carrier Regulating Nut with 175549.....
175548	21909	Feed Plate Carrier Regulating Nut Screw Stud.....
175078	21909	Feed Plate Carrier Regulating Handle Screw Stud Slide Block.....
175549	21909	Feed Plate Carrier Regulating Nut Tightening Handle.....
140051C	21909	Feed Plate Carrier Regulating Stop Screw Stud.....
51657J	21909	Feed Plate Carrier Regulating Stop Screw Stud Nut.....
175242	21909	Feed Plate Carrier Regulating Stop Screw Stud Nut Washer.....
*175080	-----	Feed Plate Carrier Regulator.....
175081	21907	" " " " 175080 with 228J and 175082.....
175627	-----	Feed Plate Carrier Regulator 175081 with 175069 and 175074 (For Agents Only).
*175657	-----	Feed Plate Carrier Regulator 175081 with 175074 (For Factory Use Only).....
*175082	-----	Feed Plate Carrier Regulator Shaft.....
175083	21909	" " " " " Spring.....
160J	21905	" " " " " " Screw (bed end).....
228J	21905	Feed Plate Carrier Regulator Spring Screw (regulator end).....
227J	21905	Feed Plate Screw.....
175251	21909	Knife (movable).....
175252	21910	" " Bar.....
175253	21910	" " " Guide (left).....
175254	21910	" " " " (right).....
51657E	21909	" " " Nut.....
175281	21905	" " " Screw Stud.....
51657E	21909	" " " " " Nut.....
175242	21909	" " " " " Washer.
175255	21908	" " Cam.....
180E	21905	" " " Screw.....

No.	Plate	Name
175032	21909	Knife (movable) Cam Screw Washer.....
175258	21910	" " " Driving Lever with 51924
175257	21910	" " " " " Arm.....
140053C	21905	" " " " " Hinge Screw.....
175258	21910	Knife (movable) Driving Lever Extension.
191E	21909	" " " " " " Screw.....
175032	21905	Knife (movable) Driving Lever Extension Screw Washer.....
140054C	21909	Knife (movable) Driving Lever Hinge Screw.....
1620E	21909	Knife (movable) Driving Lever Hinge Screw Nut.....
175259	21910	Knife (movable) Driving Lever Plate....
160E	21905	" " " " " " Screw.
51924	21909	" " " " " Roller and Screw Stud with 1521E.....
1521E	21901	Knife (movable) Driving Lever Roller and Screw Stud Nut.....
140097E	21909	Knife (movable) Screw.....
*175260	21909	" (stationary) lower.....
175545	-----	" " " 175260 with 175261 and 175262.....
175261	21905	Knife (stationary) lower, Steady Pin....
175262	21909	" " (upper).....
230E	21901	" " " Screw.....
175085	21908	Looper.....
175086	21910	" Driving Shaft.....
175087	21906	" " " Bushing.....
51183E	21905	" " " Clamping Screw
*175088	-----	" " " Crank with 435C and 1285C.....
175525	21906	Looper Driving Shaft Crank 175088 with 175090.....
175089	21908	Looper Driving Shaft Crank Connecting Link.....
175680	-----	Looper Driving Shaft Crank Connecting Link 175089 with 175525 and 175529..
*175090	-----	Looper Driving Shaft Crank Connecting Link Hinge Stud.....
1285C	21908	Looper Driving Shaft Crank Position Screw.....
435C	21908	Looper Driving Shaft Crank Set Screw....
175091	21908	" " " Gear.....
175092	21908	" " " Pin.....
458C	21905	" Set Screw.....
175093	21910	" Shaft with 458C.....
*175528	-----	" " Crank with two 140027C....
175529	21906	" " " 175528 with 175133...
140027C	21908	" " " Set Screw.....
*175133	-----	" " " Stud.....

No.	Plate	Name
175098	21908	Machine Rest Stud.....
458C	21905	" " " Set Screw.....
204383	21910	Needle Bar (hollow) with 200125F, 200175D and 204250.....
175098	21910	Needle Bar Connecting Link.....
140028C	21908	" " " " Hinge Screw...
1722J	21903	" " " " " Nut
175099	21910	" " " " " Stud with 160E.....
175629	-----	Needle Bar Connecting Link Hinge Stud 175099 with 1492J, 175100 and 175101.
160E	21905	Needle Bar Connecting Link Hinge Stud Clamping Screw.....
175100	21905	Needle Bar Connecting Link Hinge Stud Thread Guide Plate.....
1492J	21917	Needle Bar Connecting Link Hinge Stud Thread Guide Plate Screw.....
175101	21917	Needle Bar Connecting Link Hinge Stud Thread Guide Roller.....
175102	21910	Needle Bar Connecting Stud (lower)....
1681J	21909	" " " " " Nut....
51652J	21909	" " " " " Lock Nut.....
175103	21909	Needle Bar Connecting Stud (lower) Wash er.....
175104	21910	Needle Bar Connecting Stud (upper)....
1681J	21909	" " " " " Nut....
51652J	21909	" " " " " Lock Nut.....
175103	21909	Needle Bar Connecting Stud (upper) Wash er.....
175105	21906	Needle Bar Eccentric with 140027C.....
175106	21913	" " " Connecting Rod with 1521J, 140024E, 175535 and two 140029E
140029E	21908	Needle Bar Eccentric Connecting Rod Cap Screw.....
140024E	21905	Needle Bar Eccentric Connecting Rod Clamping Screw.....
1521J	21901	Needle Bar Eccentric Connecting Rod Clamping Screw Nut.....
140031C	21908	Needle Bar Eccentric Connecting Rod Hinge Screw.....
51653E	21908	Needle Bar Eccentric Connecting Rod Hinge Screw Nut.....
175535	21905	Needle Bar Eccentric Connecting Rod Oil Pad (felt).....
175108	21912	Needle Bar Eccentric Pawl with 175114...
175109	-----	Needle Bar Eccentric Pawl complete, Nos. 175108 and 175110 to 175112.....
175110	21912	Needle Bar Eccentric Pawl Bracket.....
134E	21912	" " " " " Screw..

No.	Plate	Name
175017	21905	Slack Thread Regulator Lever Spring Hook
175512	21908	" " " " Stop.....
160J	21905	" " " " " Screw.
175513	21908	" " " " " " "
		Plate.....
140056C	21908	Slack Thread Regulator Releasing Screw (Lever End).....
175272	21917	Slack Thread Regulator Releasing Stud (Cam End).....
175082	21903	Slack Thread Regulator Thread Guide Plate.....
185J	21903	Slack Thread Regulator Thread Guide Plate Screw.....
175083	21903	Slack Thread Regulator Thread Guide Plate Screw Spacing Collar.....
202098	21903	Slack Thread Regulator Thread Guide Roller.....
175065	21903	Slack Thread Regulator Thread Guide Roller Pin.....
175148	21913	Starting Crank with 1747J and 140039E...
175630	-----	" " " 175148 with 175149 and 175155.....
140039E	21914	Starting Crank Adjusting Screw.....
1747J	21914	" " " " Nut.....
175149	21914	" " " Pin.....
175150	21904	Stop Dog.....
175151	21914	" " " Cushion Spring.....
175152	21904	" " " " Holder with 50581C 175151 and two 140040C.....
50581C	21914	Stop Dog Cushion Spring Holder Set Screw
140040C	21914	" " " " Set Screw.....
175119	21912	" " " Pin.....
175153	21914	" Motion Retaining Collar.....
1186E	21908	" " " " Screw.....
175154	21914	" " " " Stud..
882C	21914	" " " " " "
		Set Screw.....
175155	21910	Stop Motion Shaft.....
175156	21904	" " " Spring.....
175157	21904	" " " " Collar with 140041C.....
140041C	21914	Stop Motion Shaft Spring Collar Set Screw.....
175158	21904	Stop Motion Trip.....
175530	21904	" " " Block with 882C and 175154.....
140042C	21911	Stop Motion Trip Block Hinge Screw.....
51649E	21901	" " " " " Nut...
175113	21912	" " " " Spring.....
175229	21914	" " " Point.....
1186E	21908	" " " Screw.....
175032	21905	" " " Washer.....

No.	Plate	Name
175180	21915	Tension (automatic) Disc.....
175161	21915	" " " Position Pin....
1580C	21915	" " " Regulating Thumb Nut
175162	21915	" " " Releasing Cam with two 140027C.....
140027C	21908	Tension (automatic) Releasing Cam Set Screw.....
175522	21915	Tension (automatic) Releasing Disc.....
175163	21910	" " " Rod.....
1521J	21901	" " " " Adjust- ing Nut.....
1521J	21901	Tension (automatic) Releasing Rod Ad- justing Nut Lock Nut.....
175164	21910	Tension (automatic) Releasing Rod Spring
175165	21915	" " " " " Wear- ing Sleeve.....
140043C	-----	Tension (automatic) Screw Stud.....
175166	-----	" " " " 140043C with 1560C.....
125314	21915	Tension (automatic) Spring.....
175167	21915	" " " Thread Eyelet.....
175168	-----	Tension (automatic) complete, Nos. 125314, 175166, 175522 and two 175160.....
175160	21915	Tension (stationary) Disc.....
175181	21915	" " " Position Pin..
1580C	21915	" " " Regulating Thumb Nut.....
140044C	21915	Tension (stationary) Screw Stud.....
175169	-----	" " " " 140044C with 1560C.....
13710	21915	Tension (stationary) Spring.....
175170	-----	Tension (stationary) complete, Nos. 13710 175169 and two 175160.....
175171	21915	Thread Eyelet (back).....
175167	21915	" " " (front).....
175173	21916	" Nipper Head.....
175174	21916	" Plate.....
160J	21905	" " " Screw.....
175175	21916	" " " Washer.....
140045K	21916	" " " Releasing Head Screw.....
175531	21916	" " " Lever.....
140046C	21916	" " " " Hinge Screw
175177	21916	" " " Rod.....
175178	-----	" " " " 175177 with 175173.....
175179	21916	Thread Nipper Releasing Rod Spring (lower).....
175180	21916	Thread Nipper Releasing Rod Spring (lower) Washer.....
175181	21916	Thread Nipper Releasing Rod Spring (upper).....
175182	21916	Thread Nipper Releasing Rod Spring Col- lar with 485C.....

No.	Plate	Name
465C	21916	Thread Nipper Releasing Rod Spring Col- lar Set Screw.....
175183	21916	Thread Nipper Releasing Screw Stud.....
1722J	21903	" " " " " Nut....
175184	21916	" " " " " " Washer.....
175395	21916	Thread Nipper Releasing Stud (Cam End)..
175181	21915	" " Thread Guide Pin.....
175188	21907	" Pull-off (back).....
175187	21916	" " " Eyelet.....
175187	21917	" " " Holder with 160C and 1120C.....
160C	21905	Thread Pull-off (back) Holder Set Screw.
1120C	21917	" " " Set Screw.....
175273	21907	" " (front).....
175172	21915	" " " Eyelet.....
175274	21917	" " " Holder with 201C.
175275	21917	" " " Releasing Arm with 1186J.....
1186J	21908	Thread Pull-off (front) Releasing Arm Clamping Screw.....
208C	21909	Thread Pull-off (front) Set Screw.....
175279	21917	" " " Spring.....
230E	21901	" " " Screw.....
175280	21917	" " " " Stud
*15404	-----	Trade Mark.....
15405	-----	" " Rivet.....

Genuine Singer Needles should be used
in Singer Machines.
These Needles and their Containers
are marked with the
Company's Trade Mark "SIMANCO." 1

Needles in Containers marked
"For Singer Machines"
are not Singer made needles. 2

ACCESSORIES

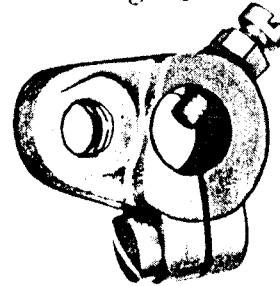
No.	Plate	Name
175193	21918	Button Tray with three 175194.....
175194	21918	" " Hinge Screw Stud.....
160C	21905	" " " " " Set Screw for Machine Base
175195	21918	Hand Wheel with 1448C, for turning ma- chine by hand.....
1448C	21908	Hand Wheel Set Screw.....
120342	21918	Oiler (copper plated) with 120343.....
120343	21918	" Spout, 3 1/2 in. long.....
26026	21918	Screw Driver.....
175197	21918	Wrench for 140026.....
175198	21918	" " 140027.....
8909	-----	"

MACHINE BASE

No.	Plate	Name
175199	-----	Machine Base with 175210
175200	21920	Machine Base complete, Nos. 145C, 160C, 1637J, 140047C, 140048C, 175032, 175199, 175208, 175209, 175425 and four wood screws 7/8 in. No. 14 R.H.....
140047	21919	Machine Locating Screw Stud.....
*175201	-----	" Lock Plate.....
175115	21919	" " 175201 with 175202, 175205 and 175206.....
175202	21919	Machine Lock Plate Position Stud.....
*175205	21919	" " Stud.....
51656J	21919	" " Thumb Nut.....
175206	21919	" " " Screw Stud.....
175207	21919	" " " Spring.....
175536	21919	" " " Washer.....
175425	-----	Machine Lock complete, Nos. 51656J, 175115 175207 and 175536.....
175208	21919	Machine Starting Lever with 175424.....
140048C	21919	" " " Hinge Screw.....
175032	21905	" " " " Washer
175209	21919	" " " Spring.....
175210	21919	" " " " Hook (long)
175424	21919	" " " " " (short)
145C	21919	" " " Stop Screw.....
1637J	21919	" " " " " Nut....

PLATE 21901 - FULL SIZE

175005
Page 6

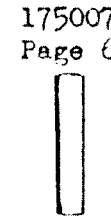
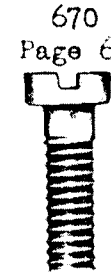
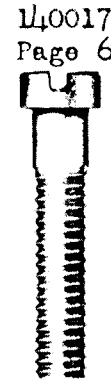


175008
Page 6



Genuine Singer Needles should be used
in Singer Machines.
These Needles and their Containers
are marked with the
Company's Trade Mark "SIMANCO." 1

Needles in Containers marked
"For Singer Machines"
are not Singer made needles. 2



From the library of Diamond Needle Corp








PLATE 21902 - ONE-HALF SIZE

175004 Page 5
175010 Page 6
175226 Page 7

175013 Page 6



175041 Page 7

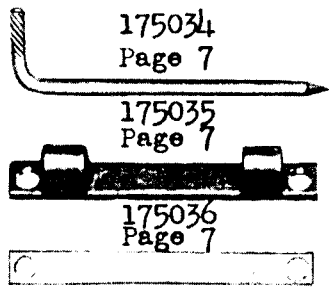
175546 Page 12

175048 Page 12

175233 Page 6

175051 Page 7

175031 Page 6
175419 Page 6
175517 Page 6



175034 Page 7

175035 Page 7

175036 Page 7

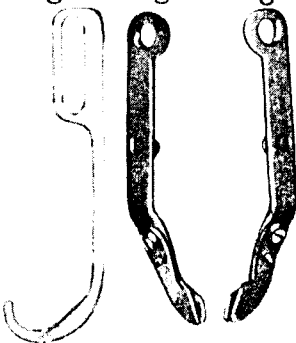


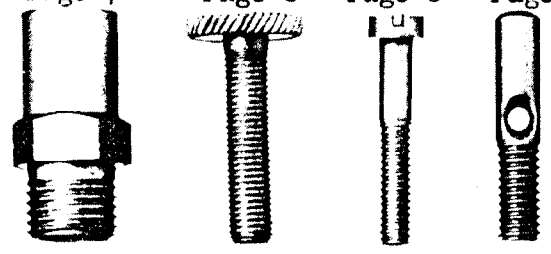
PLATE 21903 - FULL SIZE

175054 Page 7

140023 Page 8

120 Page 8

175066 Page 8



175062 Page 14

185 Page 14

202098 Page 14

175063 Page 14



175065 Page 14

1472 Page 8

140026 Page 8

175069 Page 8

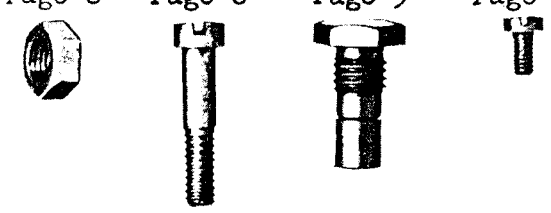


1722 Page 8

127 Page 8

51923 Page 9

197 Page 8



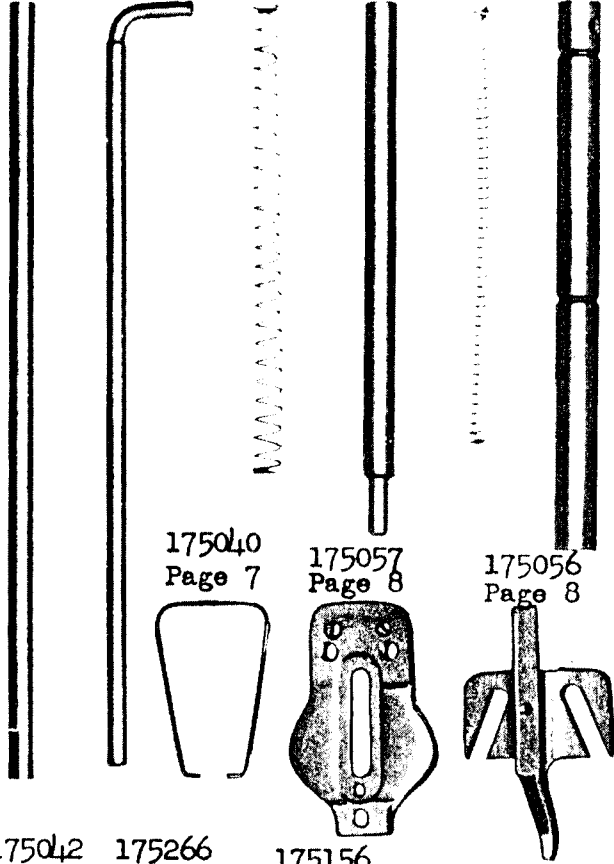
175573 Page 8



From the library of Diamond Needle Co.

PLATE 21904 - ONE-HALF SIZE

175043 Page 7 175047 Page 7 175050 Page 7 175052 Page 7 175055 Page 7 175071 Page 8



175040 Page 7

175057 Page 8

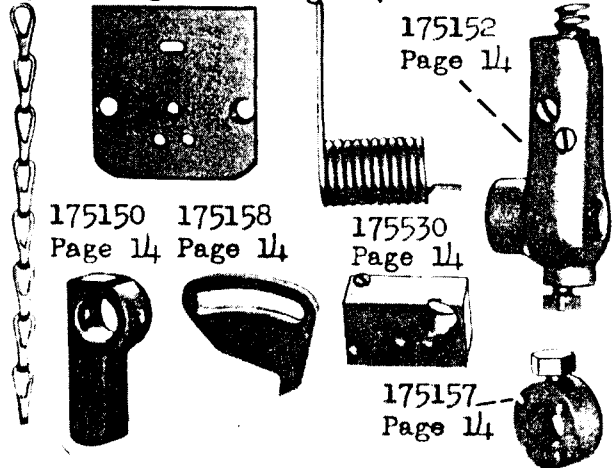
175056 Page 8

175042 Page 7

175266 Page 13

175156 Page 14

175152 Page 14



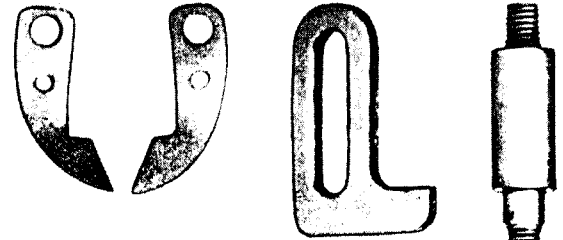
175150 Page 14 175158 Page 14

175530 Page 14

175157 Page 14

PLATE 21905 - FULL SIZE

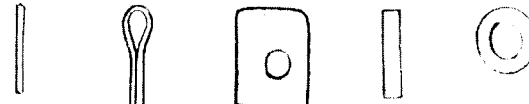
175120 Page 6 175518 Page 6 175049 Page 7 175281 Page 9



175017 Page 6 142830 Page 7

175236 Page 8 66018 Page 9

175032 Page 7

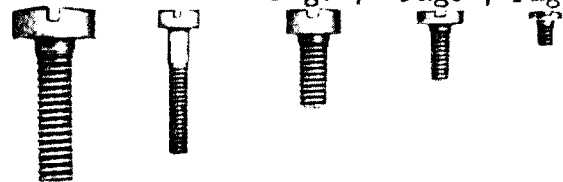


51183 Page 10 140050 Page 9

160 Page 7

190 Page 7

228 Page 6



680 Page 7

140053 Page 10

140020 Page 6

140025 Page 8

140021 Page 6




140024 Page 8

1259 Page 7

1498 Page 6

140019 Page 6

50269 Page 7



175535 Page 11 175100 Page 11

227 Page 9

458 Page 7


175261 Page 10 175622 Page 6




Library of: Diamond Needle Corp

PLATE 21906 - ONE-HALF SIZE

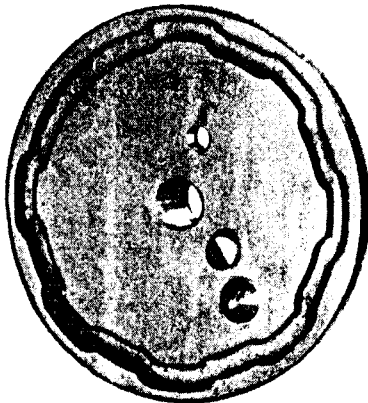
175241
Page 8



175255
Page 9




175265
Page 12




175294
Page 8




175243
Page 8



175105
Page 11



175525
Page 10



175529
Page 10




175087
Page 10




PLATE 21907 - ONE-HALF SIZE

175244
Page 8




175081
Page 9




175074
Page 9

175234
Page 8



175245
Page 8



175246
Page 9


175247
Page 9



175186
Page 16




175273
Page 16



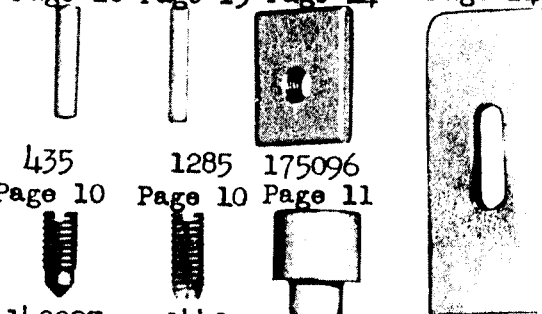
From the Library of Diamond Die Corp

PLATE 21908 - FULL SIZE


175085 Page 10 175089 Page 10 175091 Page 10 175143 Page 13



175092 Page 10 175144 Page 13 175513 Page 14 175512 Page 14



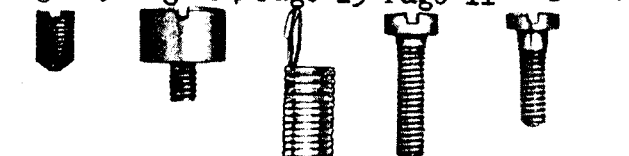
435 Page 10 1285 Page 10 175096 Page 11



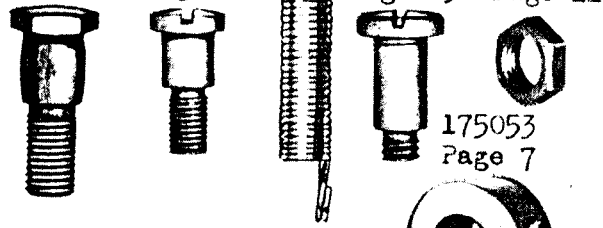
140027 Page 10 1448 Page 17



444 Page 19 140056 Page 14 175271 Page 13 140029 Page 11 1186 Page 14



140031 Page 11 140028 Page 11 140055 Page 13 51653 Page 11



175053 Page 7


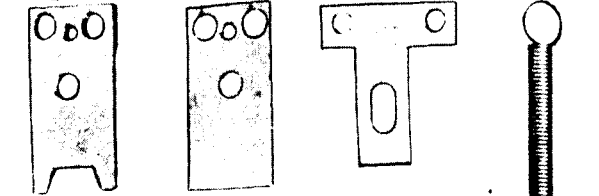
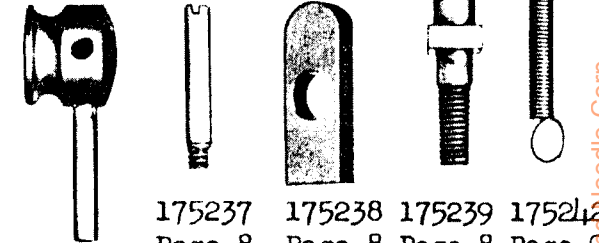


PLATE 21909 - FULL SIZE

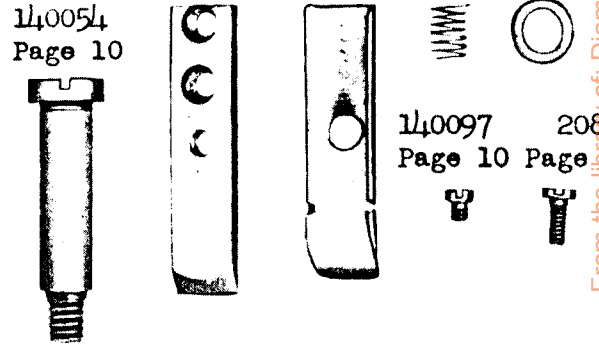
175260 Page 10 175262 Page 10 175251 Page 9 175083 Page 9



51667 Page 9 175549 Page 9 175078 Page 9 175548 Page 9

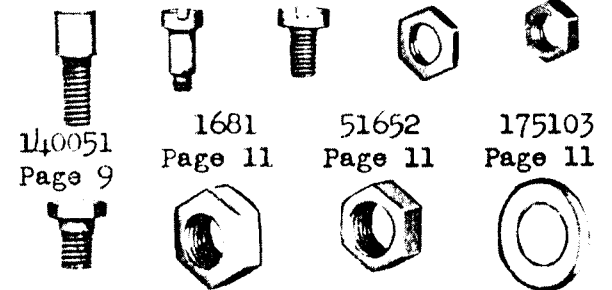


175237 Page 8 175238 Page 8 175239 Page 8 175242 Page 9

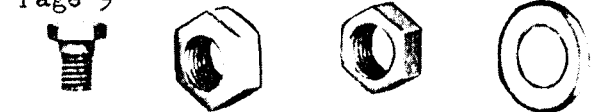


140097 Page 10 208 Page 8

51924 Page 10 140049 Page 8 191 Page 10 1620 Page 10 51657 Page 9



140051 Page 9 1681 Page 11 51652 Page 11 175103 Page 11



From the library of: Diamond Needle Corp.

PLATE 21910 - ONE-HALF SIZE

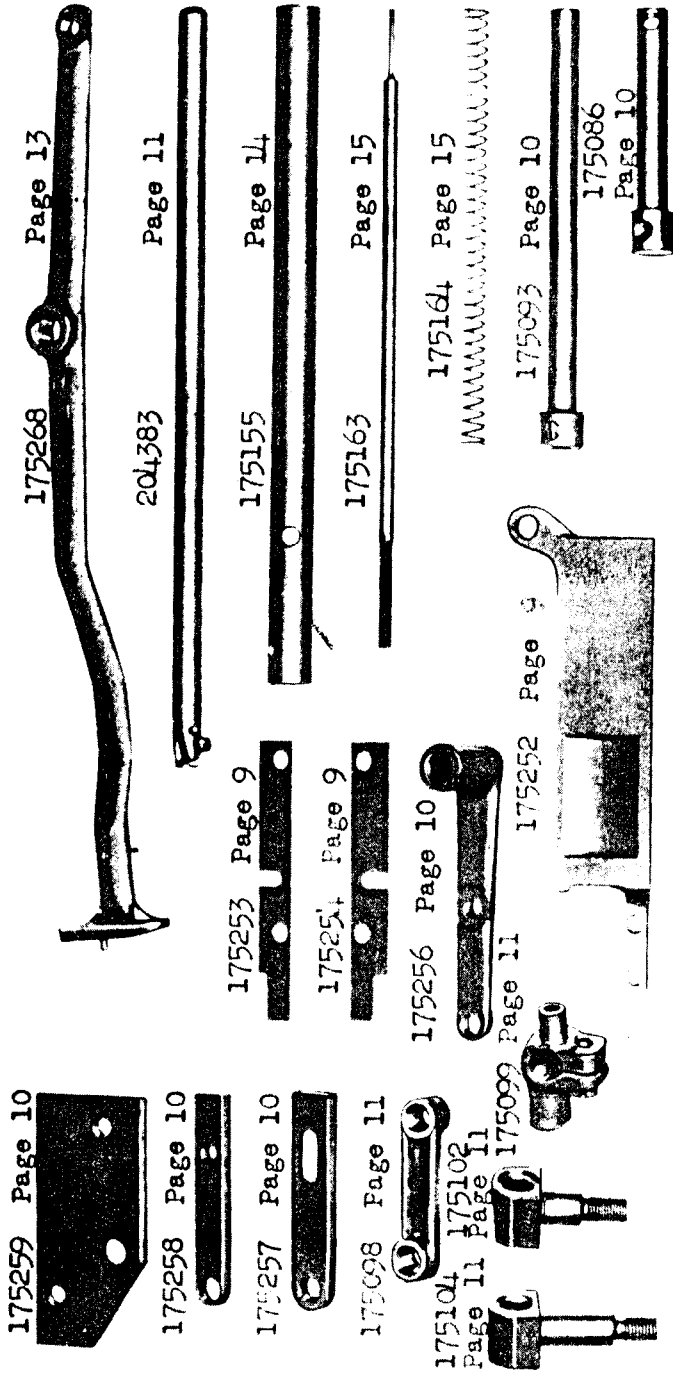


PLATE 21911 - FULL SIZE

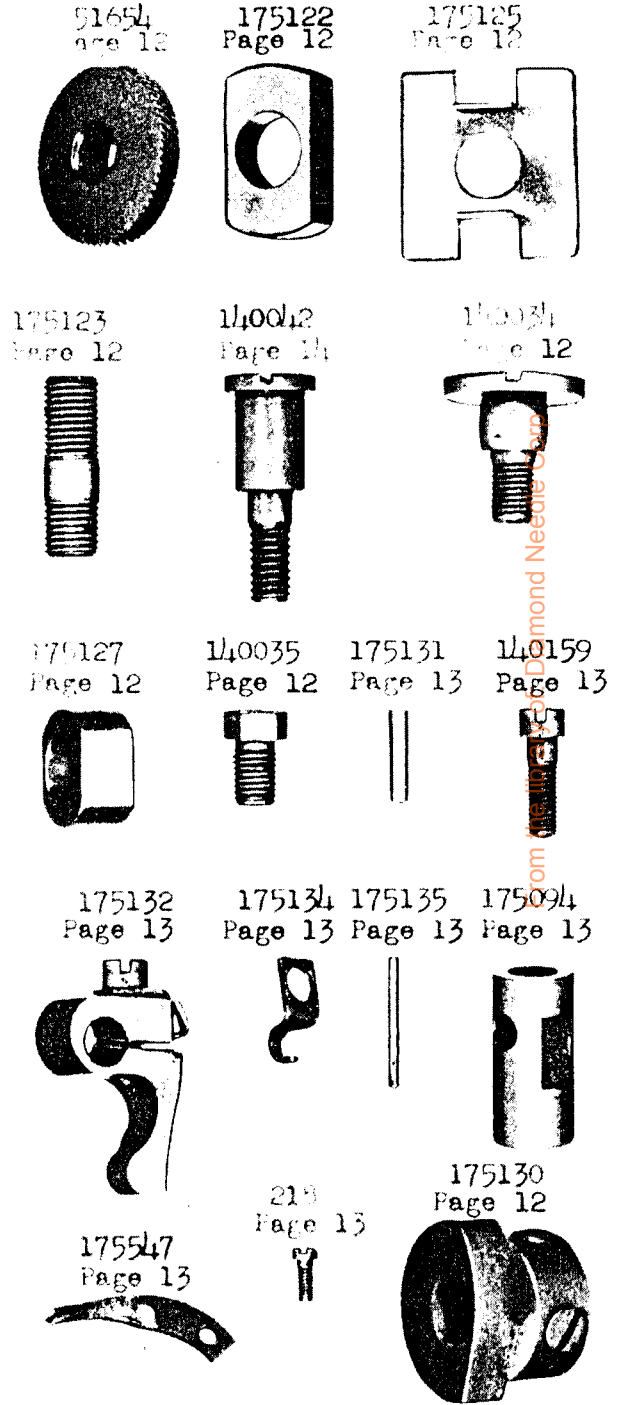


PLATE 21912 - FULL SIZE

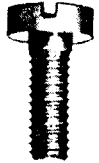
175108
Page 11



175110
Page 11



134
Page 11



175119
Page 12



175111
Page 12



175112
Page 12



175114
Page 12



175113
Page 12



204250
Page 12



200175
Page 12



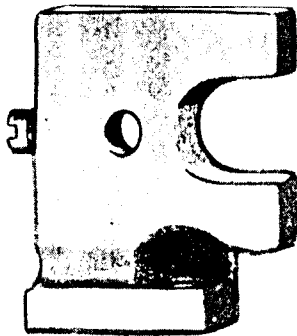
200125
Page 13




186
Page 12



175121
Page 12



140032
Page 12




175124
Page 12




PLATE 21913 - ONE-HALF SIZE

175120
Page 12




175106
Page 11




175142
Page 13



175146
Page 13



175140
Page 13



175148
Page 14




175126
Page 12



From the Library of the University of Pennsylvania

PLATE 21914 - FULL SIZE


140078
Page 13



140037
Page 13



175141 175142
Page 13 Page 14




175145
Page 13



1178
Page 13



140039
Page 14



175153
Page 14



51655
Page 13



175151
Page 14



140041
Page 14



140040
Page 14



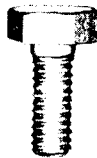
1717
Page 14



175229
Page 14



50581
Page 14



175154
Page 14




882
Page 14




PLATE 21915 - FULL SIZE

175160
Page 15



175522
Page 15



1560
Page 15



175161
Page 15



175165
Page 15



140033
Page 12




175171
Page 15



175167
Page 15



175172
Page 16



140043
Page 14



140044
Page 15



125314
Page 15



13710
Page 15



175162
Page 15



From the library of: **Tanaka Needle Corp**

PLATE 21916 - FULL SIZE

175174
Page 15



175180
Page 15



175173
Page 15




140045
Page 15



175177
Page 15




175181
Page 15



175179
Page 15



140046
Page 15



175182
Page 15



465
Page 16



175184
Page 16



175183
Page 16



175175
Page 15



175395
Page 16



175531
Page 15





PLATE 21917 - FULL SIZE

175274
Page 16



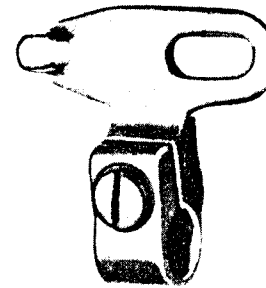
175187
Page 16



175280
Page 16



175275
Page 16



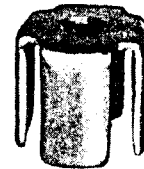
175279
Page 16



175272
Page 14



225326
Page 19



56865
Page 18



1120
Page 16



1492
Page 11



175101
Page 11



225322
Page 19



201018
Page 19



200383
Page 19




201696
Page 19



From the library of: Diamond Needle Corp

PLATE 21918 - ONE-HALF SIZE

26026 Page 17 120342 Page 17 175197 Page 17 175198 Page 17



120343
Page 17

175195
Page 17

175194
Page 17

175193
Page 17





PLATE 21919 - FULL SIZE

175115 Page 17 175208 Page 17




175424
Page 17

110047 Page 17 110048 Page 17 175210 Page 17 175207 Page 17



175205 Page 17 51656 Page 17 175206 Page 17




175209
Page 17

175536
Page 17

1637
Page 17

175202
Page 17

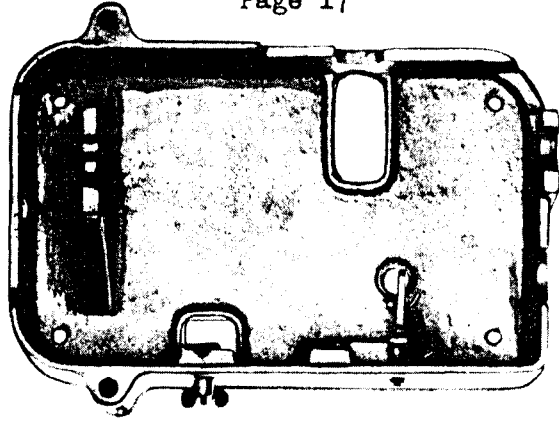
1145
Page 17



From the Library of the Diamond Needle Club


PLATE 21920 - ONE - FOURTH SIZE

175200
Page 17



175228
Page 19

175220
Page 19



175225
Page 19

175221
Page 19

175222
Page 19

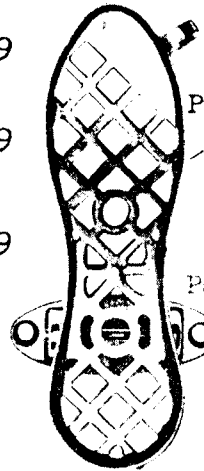
175227
Page 19



175224
Page 19



175219
Page 18



175216
Page 18


175218
Page 18

175217
Page 18




PLATE 21921 - ONE - FOURTH SIZE


175537
Page 18



175539
Page 18



175538
Page 18



175543
Page 18

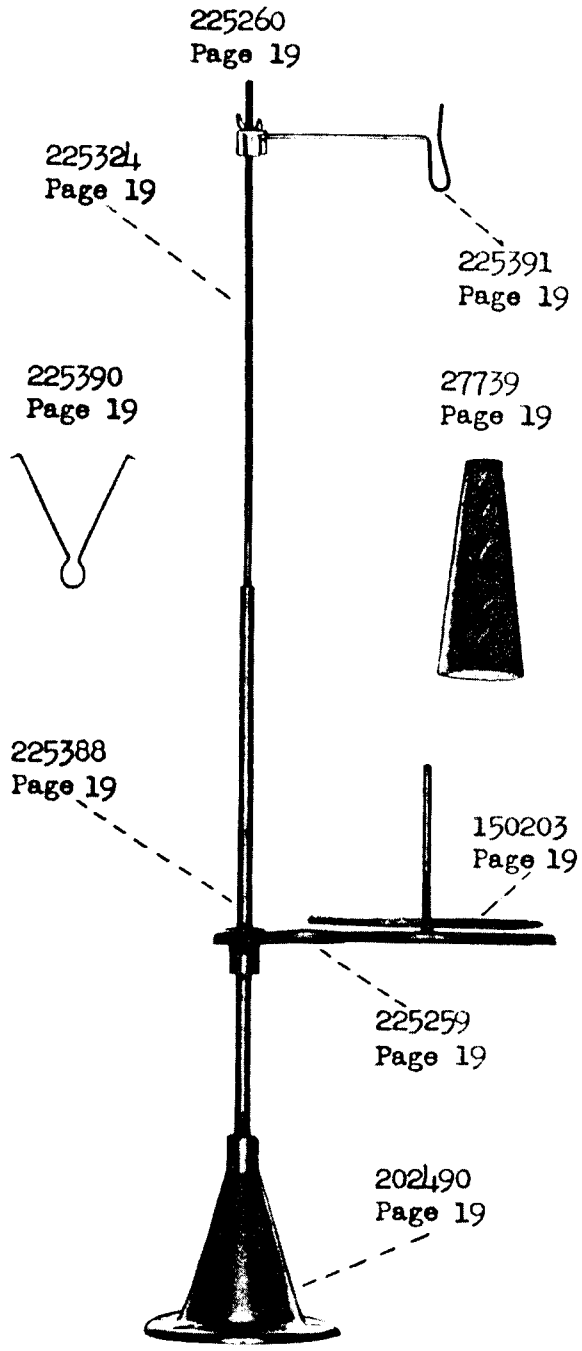


175542
Page 18

175541
Page 18

From the library of: [Diamant and Associates Corp](http://www.dia.ic.gov)

PLATE 21922 - ONE - FOURTH SIZE



From the library of: Diamond Needle Corp